MST Series

Multi-Station Part Formers

NEW

Nakashimada Engineering Works, Ltd

MST Series Multi

The Nakashimada MST series of multi-station part formers was developed to provide component makers with the ability to produce precision products of the highest quality. The end result of more than 20 years of evolutionary development, over 400 MST part formers are currently being used by our clients to produce precision parts with high productivity. Having earned a special reputation for their work in the aircraft component industry, the MST part formers bring Nakashimada quality to other fields as well.

The full range of MST part formers offer 6 to 20mm cutoff capacity, in 3-die 3-blow to 7-die 7-blow configurations, and various shank length specifications to suit your specific needs.

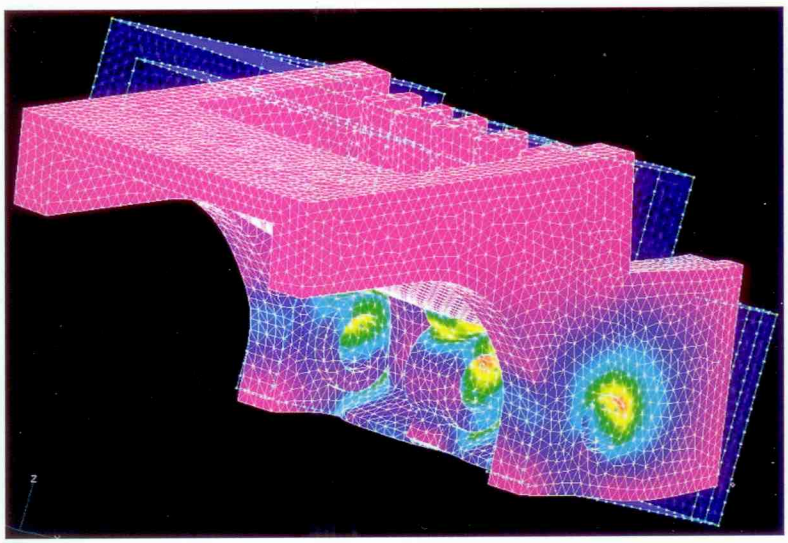

1 Finite-Elemente-Analyse



1 Finite Element Analysis



2 Grip Feed System

3 Precision Ram Slide Liner Scraping

5 Swing Around Die Set

-Station Part Formers

NEW



4 Transfer System



6 Double Connecting Rod



Forging Area

7 NCS III

MST Series Main Features

1 Highly rigid structure developed using Finite Element Analysis

Advanced CAD techniques were applied in the development of the MST part formers. The result is extremely high rigidity and reduced vibration that makes it possible to forge precision components. The MST machines also feature compact design, light weight, and great energy efficiency.

2 Grip Feed For Precision Wire Feed

The MST part former uses a proprietary grip feed system to provide the precision wire feed that high-quality cold forged components depend on. The MST606 part former, for example, delivers wire feed accuracy to within 0.03mm even without stopper contact.

3 Ram Slider

To ensure a highly precise ram traverse, the ram slide uses a tapered liner-type clearance adjusting guide. Also, all siding surfaces are hand finished using the ultra-precise scraping method that assures a long slide life with minimal wear.

4 Up-and-Over Transfer Action

The up-and-over transfer action makes it possible to chuck and transfer a wide variety of blank types and shank configurations with great precision and dependability. You get dependable high-speed transfer of smaller blanks with pass-and-turn chucking and other advanced features that let you forge a wider variety of blank types with greater precision.

5 Swing-Around Die Set

MST part formers that handle wire sizes larger than 8mm feature a hydraulically powered "swing around" die block and transfer unit that rises and swings 90o up and around to the operating platform. It makes die changeover and all relating setup adjustments extremely fast and easy. Note: Not available on all models.

6 Double Connecting Rod & Crank Support Structure

MST machines larger than the 6-die 6-blow type use a double connecting rod and crank support structure that all but eliminates variations in ram parallelism that can result from eccentric loads.

7 NCS III

The MST part formers use the NCS III system as standard equipment. NCS III allows the machine operator to execute all setup adjustments from a touch-sensitive screen offering up to 3,000 adjustment points.

Standard Equipment

Punch Knock Out (PKO)
The punch knock out system knocks the blank out of the punch using a precisely timed action. Kickout timing is always dead-on because it's coordinated with ram movement. The PKO cam can be changed to provide various PKO stroke lengths.

Automatic Wire Feed-In
Wire is automatically fed into the part former and stopped through a conveniently placed switch that's right at hand.

Out Feed Wire Stopper
A microswitch located between the part former and wire straightener detects the end of the wire and automatically stops the part former.

Short Feed Detector
The short cutoff detection system prevents flawed blanks from mixing in with the batch by automatically stopping the machine when a short cutoff is detected.

Vertical Wire Straightener
Used together with a horizontal wire straightener, the vertical wire straightener ensures only perfectly straightened wire enters the part former.

Variable Speed Drive
Inverter control of forging motor speed allows stepless speed control from a conveniently located dial on the control panel.

Pneumatic Clutch
The pneumatic clutch not only provides positive torque transfer for jogging or continuous running of the ram, but also assures a quick and positive braking action.

High-Intensity Beacon
Error detection system illuminates a high-intensity beacon and shuts down the part former to warn the operator when a malfunction is detected.

Preset Yield Counter
A 6-digit electronic counter keeps track of daily forging yields and can also be used as a preset counter when running a specific number of workpieces.

Warning Indicator
Error indicator system automatically detects and warns of overloads, wire splits, short cutoffs, low air pressure, and other problems.

Short Blank Support System
Short blank support system supports short blanks as they are released by the chuck fingers to prevent fly-outs and drops.

Parts Delivery Chuck
Blank scarring is prevented by a special delivery chuck that picks up blanks from the last forging station and drops them into the delivery chute.

Pulse Drive
Ram moves back and forth only by turning pulse dial on control panel.

Optional Equipment

Automatic wire pull-in unit

Separate lubrication

Trimming unit
(includes slug separator chute and relief unit)

Tubular slug separator chute

DKO relief unit

Flipping chuck

Standby finger unit

Changeover jig

Dead point indicator

Wire cutter

Centrifugal oil filter

Total counter

*Please refer to the separate specification sheet for more options on specific machines.

株式会社 中島田鉄工所
www.nakashimada.co.jp

Nakashimada Engineering Works, Ltd.

1164-4 Hiyoshi, Hirokawa, Yame, Fukuoka, 834-0196 Japan
Tel.: +81 943 32 4331, Fax: +81 943 32 5134
e-mail: sales@nakashimada.co.jp

ISO9001 CERTIFIED
JQA-2771/JP-2771

TH 2-4 3-4 4-4

SPECIFICATIONS

Oct. 29,2007 revised

MODEL		TH2－4		TH2－4A		TH3－4		TH3－4A		TH4－4		TH4－4A	
Feeding Method		Feed Roll		Feed Roll		Feed Roll		Feed Roll		Feed Roll		Feed Roll	
Cutter		Bush		Bush		Bush		Bush		Bush		Bush	
Min. Cutoff Dia.	(mm)	2.0		2.0		2.0		2.0		2.0		2.0	
Max. Cutoff Dia (450N)	(mm)	5.0		5.0		5.0		5.0		5.0		5.0	
Max. Cutoff Dia (700N)	(mm)	4.0		4.0		4.0		4.0		4.0		4.0	
Min. Cutoff L .(Std)	(mm)	6.0		6.0		6.0		6.0		6.0		6.0	
Min. Cutoff L .(Spl)	(mm)	-		-		-		-		-		-	
Max. Cutoff L.	(mm)	30		50		30		50		30		50	
Max. Shank L.	(mm)	20		40		20		40		20		40	
Max. Transfer L.	(mm)	-		-		-		-		-		-	
Cutting Die (DxL)	(mm)	16×30		16×30		16×30		16×30		16×30		16×30	
#1 Die (DxL)	(mm)	40×80		40×80		40×80		40×80		40×80		40×80	
#2 Die (DxL)	(mm)	40×80		40×80		40×80		40×80		40×80		40×80	
#3 Die (DxL)	(mm)	-		-		40×80		40×80		40×80		40×80	
#4 Die (DxL)	(mm)	-		-		-		-		40×80		40×80	
#5 Die (DxL)	(mm)	-		-		-		-		-		-	
#1 Punch (DxL)	(mm)	26×49 (Slide)	35×60 (Fix)	26×49 (Slide)	35×60 (Fix)	26×49 (Slide)	35×60 (Fix)	26×49 (Slide)	35×60 (Fix)	26×49 (Slide)	35×60 (Fix)	26×49 (Slide)	35×60 (Fix)
#2 Punch (DxL)	(mm)	26×49 (Slide)	35×60 (Fix)	26×49 (Slide)	35×60 (Fix)	26×49 (Slide)	35×60 (Fix)	26×49 (Slide)	35×60 (Fix)	26×49 (Slide)	35×60 (Fix)	26×49 (Slide)	35×60 (Fix)
#3 Punch (DxL)	(mm)	-		-		26×49 (Slide)	35×60 (Fix)	26×49 (Slide)	35×60 (Fix)	26×49 (Slide)	35×60 (Fix)	26×49 (Slide)	35×60 (Fix)
#4 Punch (DxL)	(mm)	-		-		-		-		26×49 (Slide)	35×60 (Fix)	26×49 (Slide)	35×60 (Fix)
#5 Punch (DxL)	(mm)	-		-		-		-		-		-	
Die Relief Str. (Opt)	(mm)	-		-		-		-		-		-	
#1 DKO Stroke	(mm)	30		50		30		50		30		50	
#2 DKO Stroke	(mm)	20		40		20		40		20		40	
#3 DKO Stroke	(mm)	-		-		20		40		20		40	
#4 DKO Stroke	(mm)	-		-		-		-		20		40	
#5 DKO Stroke	(mm)	-		-		-		-		-		-	
#1 PKO Stroke (Opt)	(mm)	15		15		15		15		15		15	
#2 PKO Stroke (Opt)	(mm)	7		7		15		15		15		15	
#3 PKO Stroke (Opt)	(mm)	-		-		7		7		15		15	
#4 PKO Stroke (Opt)	(mm)	-		-		-		-		7		7	
#5 PKO Stroke (Opt)	(mm)	-		-		-		-		-		-	
Max. Speed	(ppm)	300･240		240･200		100～300		80～240		100～260		80～230	
Main Motor	(kW)	5.5 / 6P		5.5 / 6P		5.5 / 6P		5.5 / 6P		7.5 / 6P		7.5KW 6P	
Heading Tonnage	(kN)	150		150		150		150		150		150	
Tank Capacity	(L)	50		50		50		50		50		50	
Dimension（LxWxH）	(mm)	2890×1175×1400		2890×1175×1400		2890×1245×1400		2890×1245×1400		2890×1295×1400		2890×1295×1400	
Direction of Wire		Front		Front		Front		Front		Front		Front	
Weight	(Kg)	3,400		3,400		3,800		3,800		4,000		4,000	

Note: 1) All Specifications are subject to change without notice.

TH 2-6 3-6 4-6 5-6

SPECIFICTIONS

Oct. 29, 2007 revised

MODEL		TH2－6	TH2－6A	TH3－6	TH3－6A	TH4－6	TH4－6A	TH5－6	TH5－6A
Feeding Method		Feed Roll	Feed Roll	Feed Roll	Feed Roll	Feed Roll	Feed Roll	Feed Roll	Feed Roll
Cutter		Bush	Bush	Bush	Bush	Bush	Bush	Bush	Bush
Min. Cutoff Dia.	(mm)	2.0	2.0	2.0	2.0	2.0	2.0	2.0	2.0
Max. Cutoff Dia (450N)	(mm)	7.0	7.0	7.0	7.0	7.0	7.0	7.0	7.0
Max. Cutoff Dia (700N)	(mm)	6.0	6.0	6.0	6.0	6.0	6.0	6.0	6.0
Min. Cutoff L .(Std)	(mm)	8.0	8.0	8.0	8.0	8.0	8.0	8.0	8.0
Min. Cutoff L .(Spl)	(mm)	-	-	-	-	-	-	-	-
Max. Cutoff L.	(mm)	70	95	70	95	70	95	70	95
Max. Shank L.	(mm)	50	75	50	75	50	75	50	75
Max. Transfer L.	(mm)	-	-	-	-	-	-	-	-
Cutting Die (DxL)	(mm)	20×35	20×35	20×35	20×35	20×35	20×35	20×35	20×35
#1 Die (DxL)	(mm)	45×105	45×105	50×100	50×100	50×100	50×100	50×100	50×100
#2 Die (DxL)	(mm)	50×105	50×105	50×100	50×100	50×100	50×100	50×100	50×100
#3 Die (DxL)	(mm)	-	-	50×100	50×100	50×100	50×100	50×100	50×100
#4 Die (DxL)	(mm)	-	-	-	-	50×100	50×100	50×100	50×100
#5 Die (DxL)	(mm)	-	-	-	-	-	-	50×100	50×100
#1 Punch (DxL)	(mm)	28×57(Slide) 40×64(Fix)	28×57(Slide) 40×64(Fix)	28×57(Slide) 40×70(Fix)	28×57(Slide) 40×70(Fix)	28×57(Slide) 40×70(Fix)	28×57(Slide) 40×70(Fix)	28×57(Slide) 40×70(Fix)	28×57(Slide) 40×70(Fix)
#2 Punch (DxL)	(mm)	28×57(Slide) 40×64(Fix)	28×57(Slide) 40×64(Fix)	28×57(Slide) 40×70(Fix)	28×57(Slide) 40×70(Fix)	28×57(Slide) 40×70(Fix)	28×57(Slide) 40×70(Fix)	28×57(Slide) 40×70(Fix)	28×57(Slide) 40×70(Fix)
#3 Punch (DxL)	(mm)	-	-	28×57(Slide) 40×70(Fix)	28×57(Slide) 40×70(Fix)	28×57(Slide) 40×70(Fix)	28×57(Slide) 40×70(Fix)	28×57(Slide) 40×70(Fix)	28×57(Slide) 40×70(Fix)
#4 Punch (DxL)	(mm)	-	-	-	-	28×57(Slide) 40×70(Fix)	28×57(Slide) 40×70(Fix)	28×57(Slide) 40×70(Fix)	28×57(Slide) 40×70(Fix)
#5 Punch (DxL)	(mm)	-	-	-	-	-	-	28×57(Slide) 40×70(Fix)	28×57(Slide) 40×70(Fix)
Die Relief Str. (Opt)	(mm)	-	-	-	-	-	-	-	-
#1 DKO Stroke	(mm)	50	75	70	75	70	75	70	75
#2 DKO Stroke	(mm)	50	75	50	75	50	75	50	75
#3 DKO Stroke	(mm)	-	-	50	75	50	75	50	75
#4 DKO Stroke	(mm)	-	-	-	-	50	75	50	75
#5 DKO Stroke	(mm)	-	-	-	-	-	-	50	75
#1 PKO Stroke (Opt)	(mm)	20	20	20	20	20	20	20	20
#2 PKO Stroke (Opt)	(mm)	10	10	20	20	20	20	20	20
#3 PKO Stroke (Opt)	(mm)	-	-	10	10	20	20	20	20
#4 PKO Stroke (Opt)	(mm)	-	-	-	-	10	10	20	20
#5 PKO Stroke (Opt)	(mm)	-	-	-	-	-	-	10	10
Max. Speed	(ppm)	300·250	230·200	80～250	80～230	80～230	80～200	80～200	80～180
Main Motor	(kW)	7.5 / 6P	7.5 / 6P	7.5 / 4P	7.5 / 4P	11 / 4P	11 / 4P	11 / 4P	11 / 4P
Heading Tonnage	(kN)	300	300	250	250	250	250	250	250
Tank Capacity	(L)	80	80	80	80	80	80	80	80
Dimension（LxWxH）	(mm)	3650×1400×1700	3650×1400×1700	3650×1720×1700	3650×1720×1700	3650×1720×1700	3650×1720×1700	3650×1780×1700	3650×1780×1700
Direction of Wire		Front	Front	Front	Front	Front	Front	Front	Front
Weight	(Kg)	5,800	5,800	7,000	7,000	7,400	7,400	7,700	7,700

Note: 1) All Specifications are subject to change without notice.

MST 506 / 606 SPECIFICATIONS

Oct. 29, 2007 revised

MODEL		MST506		MST506A		MST506F		MST606		MST606A		MST606F	
Feeding Method		Linear Feed		Linear Feed		Linear Feed		Linear Feed		Linear Feed		Linear Feed	
Cutter		Bush		Bush		Bush		Bush		Bush		Bush	
Min. Cutoff Dia.	(mm)	3.0		3.0		3.0		3.0		3.0		3.0	
Max. Cutoff Dia (450N)	(mm)	8.0		8.0		8.0		8.0		8.0		8.0	
Max. Cutoff Dia (700N)	(mm)	7.0		7.0		7.0		7.0		7.0		7.0	
Min. Cutoff L .(Std)	(mm)	7.0		7.0		7.0		7.0		7.0		7.0	
Min. Cutoff L .(Spl)	(mm)	3.0		3.0		3.0		3.0		3.0		3.0	
Max. Cutoff L.	(mm)	60		85		110		60		85		110	
Max. Shank L.	(mm)	50		75		100		50		75		100	
Max. Transfer L.	(mm)	60		85		110		60		85		110	
Cutting Die (DxL)	(mm)	20x30		20x30		20x30		20x30		20x30		20x30	
#1 Die (DxL)	(mm)	50x150		50x150		50x150		50x150		50x150		50x150	
#2 Die (DxL)	(mm)	50x150		50x150		50x150		50x150		50x150		50x150	
#3 Die (DxL)	(mm)	50x150		50x150		50x150		50x150		50x150		50x150	
#4 Die (DxL)	(mm)	50x150		50x150		50x150		50x150		50x150		50x150	
#5 Die (DxL)	(mm)	50x150		50x150		50x150		50x150		50x150		50x150	
#6 Die (DxL)	(mm)	-		-		-		50x150		50x150		50x150	
#1 Punch (DxL)	(mm)	28×57(Slide)	40×70(Fix)	28×57(Slide)	40×70(Fix)	28×57(Slide)	40×70(Fix)	28×57(Slide)	40×70(Fix)	28×57(Slide)	40×70(Fix)	28×57(Slide)	40×70(Fix)
#2 Punch (DxL)	(mm)	28×57(Slide)	40×70(Fix)	28×57(Slide)	40×70(Fix)	28×57(Slide)	40×70(Fix)	28×57(Slide)	40×70(Fix)	28×57(Slide)	40×70(Fix)	28×57(Slide)	40×70(Fix)
#3 Punch (DxL)	(mm)	28×57(Slide)	40×70(Fix)	28×57(Slide)	40×70(Fix)	28×57(Slide)	40×70(Fix)	28×57(Slide)	40×70(Fix)	28×57(Slide)	40×70(Fix)	28×57(Slide)	40×70(Fix)
#4 Punch (DxL)	(mm)	28×57(Slide)	40×70(Fix)	28×57(Slide)	40×70(Fix)	28×57(Slide)	40×70(Fix)	28×57(Slide)	40×70(Fix)	28×57(Slide)	40×70(Fix)	28×57(Slide)	40×70(Fix)
#5 Punch (DxL)	(mm)	28×57(Slide)	40×70(Fix)	28×57(Slide)	40×70(Fix)	28×57(Slide)	40×70(Fix)	28×57(Slide)	40×70(Fix)	28×57(Slide)	40×70(Fix)	28×57(Slide)	40×70(Fix)
#6 Punch (DxL)	(mm)	-		-		-		28×57(Slide)	40×70(Fix)	28×57(Slide)	40×70(Fix)	28×57(Slide)	40×70(Fix)
#1 DKO Stroke	(mm)	15-70		20-75		25-100		15-70		20-75		25-100	
#2 DKO Stroke	(mm)	10-50		20-75		25-100		10-50		20-75		25-100	
#3 DKO Stroke	(mm)	10-50		20-75		25-100		10-50		20-75		25-100	
#4 DKO Stroke	(mm)	10-50		20-75		25-100		10-50		20-75		25-100	
#5 DKO Stroke	(mm)	10-50		20-75		25-100		10-50		20-75		25-100	
#6 DKO Stroke	(mm)	-		-		-		10-50		20-75		25-100	
#1 PKO Stroke	(mm)	20		20		20		20		20		20	
#2 PKO Stroke	(mm)	20		20		20		20		20		20	
#3 PKO Stroke	(mm)	20		20		20		20		20		20	
#4 PKO Stroke	(mm)	20		20		20		20		20		20	
#5 PKO Stroke	(mm)	10		10		10		20		20		20	
#6 PKO Stroke	(mm)	-		-		-		10		10		10	
Max. Speed	(ppm)	100-280		90-260		80-240		100-270		90-250		80-230	
Main Motor	(kW)	11 / 6P		11 / 6P		11 / 6P		11 / 6P		11 / 6P		11 / 6P	
Heading Tonnage	(kN)	250		250		250		250		250		250	
Tank Capacity	(L)	50		50		50		50		50		50	
Dimension（LxWxH）	(mm)	3200x1780x1900		3200x1780x1900		3200x1780x1900		3200x1840x1900		3200x1840x1900		3200x1840x1900	
Weight	(Kg)	8,700		8,700		8,700		9,000		9,000		9,000	

Note: 1) All Specifications are subject to change without notice.

MST 308

SPECIFICATIONS

Oct. 29, 2007 revised

MODEL		MST308		MST308A		MST308F		MST308G	
Feeding Method		Linear Feed		Linear Feed		Linear Feed		Linear Feed	
Cutter		Bush		Bush		Bush		Bush	
Min. Cutoff Dia.	(mm)	4.0		4.0		4.0		4.0	
Max. Cutoff Dia (450N)	(mm)	11.0		11.0		11.0		11.0	
Max. Cutoff Dia (700N)	(mm)	10.0		10.0		10.0		10.0	
Min. Cutoff L .(Std)	(mm)	10.0		10.0		10.0		10.0	
Min. Cutoff L .(Spl)	(mm)	4.0		4.0		4.0		4.0	
Max. Cutoff L.	(mm)	75		100		125		145	
Max. Shank L.	(mm)	50		75		100		125	
Max. Transfer L.	(mm)	80		105		130		150	
Cutting Die (DxL)	(mm)	30x40		30x40		30x40		30x40	
#1 Die (DxL)	(mm)	60x175		60x175		60x175		60x175	
#2 Die (DxL)	(mm)	60x175		60x175		60x175		60x175	
#3 Die (DxL)	(mm)	60x175		60x175		60x175		60x175	
#4 Die (DxL)	(mm)	-		-		-		-	
#5 Die (DxL)	(mm)	-		-		-		-	
#6 Die (DxL)	(mm)	-		-		-		-	
#1 Punch (DxL)	(mm)	35×87.5(Slide)	50×82(Fix)	35×87.5(Slide)	50×82(Fix)	35×87.5(Slide)	50×82(Fix)	35×87.5(Slide)	50×82(Fix)
#2 Punch (DxL)	(mm)	35×87.5(Slide)	50×82(Fix)	35×87.5(Slide)	50×82(Fix)	35×87.5(Slide)	50×82(Fix)	35×87.5(Slide)	50×82(Fix)
#3 Punch (DxL)	(mm)	35×87.5(Slide)	50×82(Fix)	35×87.5(Slide)	50×82(Fix)	35×87.5(Slide)	50×82(Fix)	35×87.5(Slide)	50×82(Fix)
#4 Punch (DxL)	(mm)	-		-		-		-	
#5 Punch (DxL)	(mm)	-		-		-		-	
#6 Punch (DxL)	(mm)	-		-		-		-	
#1 DKO Stroke	(mm)	15-70		20-95		25-120		35-125	
#2 DKO Stroke	(mm)	10-50		15-75		20-100		35-125	
#3 DKO Stroke	(mm)	10-50		15-75		20-100		35-125	
#4 DKO Stroke	(mm)	-		-		-		-	
#5 DKO Stroke	(mm)	-		-		-		-	
#6 DKO Stroke	(mm)	-		-		-		-	
#1 PKO Stroke	(mm)	25		25		25		25	
#2 PKO Stroke	(mm)	25		25		25		25	
#3 PKO Stroke	(mm)	10		10		10		10	
#4 PKO Stroke	(mm)	-		-		-		-	
#5 PKO Stroke	(mm)	-		-		-		-	
#6 PKO Stroke	(mm)	-		-		-		-	
Max. Speed	(ppm)	100-300		90-270		85-250		80-230	
Main Motor	(kW)	22 / 6P		22 / 6P		22 / 6P		22 / 6P	
Heading Tonnage	(kN)	500		500		500		500	
Tank Capacity	(L)	120		120		120		120	
Dimension（LxWxH）	(mm)	3795x2080x2486		3795x2080x2486		3795x2080x2486		3795x2080x2486	
Weight	(Kg)	13,000		13,000		13,000		13,000	

Note: 1) All Specifications are subject to change without notice.

MST408 SPECIFICATIONS

Oct. 29, 2007 revised

MODEL		MST408		MST408A		MST408F		MST408G	
Feeding Method		Linear Feed		Linear Feed		Linear Feed		Linear Feed	
Cutter		Bush		Bush		Bush		Bush	
Min. Cutoff Dia.	(mm)	4.0		4.0		4.0		4.0	
Max. Cutoff Dia (450N)	(mm)	11.0		11.0		11.0		11.0	
Max. Cutoff Dia (700N)	(mm)	10.0		10.0		10.0		10.0	
Min. Cutoff L .(Std)	(mm)	10.0		10.0		10.0		10.0	
Min. Cutoff L .(Spl)	(mm)	4.0		4.0		4.0		4.0	
Max. Cutoff L.	(mm)	75		100		125		145	
Max. Shank L.	(mm)	50		75		100		125	
Max. Transfer L.	(mm)	80		105		130		150	
Cutting Die (DxL)	(mm)	30x40		30x40		30x40		30x40	
#1 Die (DxL)	(mm)	60x175		60x175		60x175		60x175	
#2 Die (DxL)	(mm)	60x175		60x175		60x175		60x175	
#3 Die (DxL)	(mm)	60x175		60x175		60x175		60x175	
#4 Die (DxL)	(mm)	60x175		60x175		60x175		60x175	
#5 Die (DxL)	(mm)	-		-		-		-	
#6 Die (DxL)	(mm)	-		-		-		-	
#1 Punch (DxL)	(mm)	35×87.5(Slide)	50×82(Fix)	35×87.5(Slide)	50×82(Fix)	35×87.5(Slide)	50×82(Fix)	35×87.5(Slide)	50×82(Fix)
#2 Punch (DxL)	(mm)	35×87.5(Slide)	50×82(Fix)	35×87.5(Slide)	50×82(Fix)	35×87.5(Slide)	50×82(Fix)	35×87.5(Slide)	50×82(Fix)
#3 Punch (DxL)	(mm)	35×87.5(Slide)	50×82(Fix)	35×87.5(Slide)	50×82(Fix)	35×87.5(Slide)	50×82(Fix)	35×87.5(Slide)	50×82(Fix)
#4 Punch (DxL)	(mm)	35×87.5(Slide)	50×82(Fix)	35×87.5(Slide)	50×82(Fix)	35×87.5(Slide)	50×82(Fix)	35×87.5(Slide)	50×82(Fix)
#5 Punch (DxL)	(mm)	-		-		-		-	
#6 Punch (DxL)	(mm)	-		-		-		-	
#1 DKO Stroke	(mm)	15-70		20-95		25-120		35-125	
#2 DKO Stroke	(mm)	10-50		15-75		20-100		35-125	
#3 DKO Stroke	(mm)	10-50		15-75		20-100		35-125	
#4 DKO Stroke	(mm)	10-50		15-75		20-100		35-125	
#5 DKO Stroke	(mm)	-		-		-		-	
#6 DKO Stroke	(mm)	-		-		-		-	
#1 PKO Stroke	(mm)	25		25		25		25	
#2 PKO Stroke	(mm)	25		25		25		25	
#3 PKO Stroke	(mm)	25		25		25		25	
#4 PKO Stroke	(mm)	10		10		10		10	
#5 PKO Stroke	(mm)	-		-		-		-	
#6 PKO Stroke	(mm)	-		-		-		-	
Max. Speed	(ppm)	90-270		85-250		75-220		70-200	
Main Motor	(kW)	22 / 6P		22 / 6P		22 / 6P		22 / 6P	
Heading Tonnage	(kN)	500		500		500		500	
Tank Capacity	(L)	120		120		120		120	
Dimension（LxWxH）	(mm)	3795x2160x2486		3795x2160x2486		3795x2160x2486		3795x2160x2486	
Weight	(Kg)	13,500		13,500		13,500		13,500	

Note: 1) All Specifications are subject to change without notice.

MST 508

SPECIFICATIONS

Oct. 29, 2007 revised

MODEL		MST508		MST508A		MST508F		MST508G	
Feeding Method		Linear Feed		Linear Feed		Linear Feed		Linear Feed	
Cutter		Bush		Bush		Bush		Bush	
Min. Cutoff Dia.	(mm)	4.0		4.0		4.0		4.0	
Max. Cutoff Dia (450N)	(mm)	11.0		11.0		11.0		11.0	
Max. Cutoff Dia (700N)	(mm)	10.0		10.0		10.0		10.0	
Min. Cutoff L .(Std)	(mm)	10.0		10.0		10.0		10.0	
Min. Cutoff L .(Spl)	(mm)	4.0		4.0		4.0		4.0	
Max. Cutoff L.	(mm)	75		100		125		145	
Max. Shank L.	(mm)	50		75		100		125	
Max. Transfer L.	(mm)	80		105		130		150	
Cutting Die (DxL)	(mm)	30x40		30x40		30x40		30x40	
#1 Die (DxL)	(mm)	60x175		60x175		60x175		60x175	
#2 Die (DxL)	(mm)	60x175		60x175		60x175		60x175	
#3 Die (DxL)	(mm)	60x175		60x175		60x175		60x175	
#4 Die (DxL)	(mm)	60x175		60x175		60x175		60x175	
#5 Die (DxL)	(mm)	60x175		60x175		60x175		60x175	
#6 Die (DxL)	(mm)	-		-		-		-	
#1 Punch (DxL)	(mm)	35×87.5(Slide)	50×82(Fix)	35×87.5(Slide)	50×82(Fix)	35×87.5(Slide)	50×82(Fix)	35×87.5(Slide)	50×82(Fix)
#2 Punch (DxL)	(mm)	35×87.5(Slide)	50×82(Fix)	35×87.5(Slide)	50×82(Fix)	35×87.5(Slide)	50×82(Fix)	35×87.5(Slide)	50×82(Fix)
#3 Punch (DxL)	(mm)	35×87.5(Slide)	50×82(Fix)	35×87.5(Slide)	50×82(Fix)	35×87.5(Slide)	50×82(Fix)	35×87.5(Slide)	50×82(Fix)
#4 Punch (DxL)	(mm)	35×87.5(Slide)	50×82(Fix)	35×87.5(Slide)	50×82(Fix)	35×87.5(Slide)	50×82(Fix)	35×87.5(Slide)	50×82(Fix)
#5 Punch (DxL)	(mm)	35×87.5(Slide)	50×82(Fix)	35×87.5(Slide)	50×82(Fix)	35×87.5(Slide)	50×82(Fix)	35×87.5(Slide)	50×82(Fix)
#6 Punch (DxL)	(mm)	-		-		-		-	
#1 DKO Stroke	(mm)	15-70		20-95		25-120		35-125	
#2 DKO Stroke	(mm)	10-50		15-75		20-100		35-125	
#3 DKO Stroke	(mm)	10-50		15-75		20-100		35-125	
#4 DKO Stroke	(mm)	10-50		15-75		20-100		35-125	
#5 DKO Stroke	(mm)	10-50		15-75		20-100		35-125	
#6 DKO Stroke	(mm)	-		-		-		-	
#1 PKO Stroke	(mm)	25		25		25		25	
#2 PKO Stroke	(mm)	25		25		25		25	
#3 PKO Stroke	(mm)	25		25		25		25	
#4 PKO Stroke	(mm)	25		25		25		25	
#5 PKO Stroke	(mm)	10		10		10		10	
#6 PKO Stroke	(mm)	-		-		-		-	
Max. Speed	(ppm)	90-250		85-230		75-200		70-180	
Main Motor	(kW)	22 / 6P		22 / 6P		22 / 6P		22 / 6P	
Heading Tonnage	(kN)	500		500		500		500	
Tank Capacity	(L)	120		120		120		120	
Dimension（LxWxH）	(mm)	3795x2240x2486		3795x2240x2486		3795x2240x2486		3795x2240x2486	
Weight	(Kg)	14,000		14,000		14,000		14,000	

Note: 1) All Specifications are subject to change without notice.

MST 608

SPECIFICATIONS

Oct. 29, 2007 revised

MODEL		MST608		MST608A		MST608F		MST608G	
Feeding Method		Linear Feed		Linear Feed		Linear Feed		Linear Feed	
Cutter		Bush		Bush		Bush		Bush	
Min. Cutoff Dia.	(mm)	4.0		4.0		4.0		4.0	
Max. Cutoff Dia (450N)	(mm)	11.0		11.0		11.0		11.0	
Max. Cutoff Dia (700N)	(mm)	10.0		10.0		10.0		10.0	
Min. Cutoff L .(Std)	(mm)	10.0		10.0		10.0		10.0	
Min. Cutoff L .(Spl)	(mm)	4.0		4.0		4.0		4.0	
Max. Cutoff L.	(mm)	75		100		125		145	
Max. Shank L.	(mm)	50		75		100		125	
Max. Transfer L.	(mm)	80		105		130		150	
Cutting Die (DxL)	(mm)	30x40		30x40		30x40		30x40	
#1 Die (DxL)	(mm)	60x175		60x175		60x175		60x175	
#2 Die (DxL)	(mm)	60x175		60x175		60x175		60x175	
#3 Die (DxL)	(mm)	60x175		60x175		60x175		60x175	
#4 Die (DxL)	(mm)	60x175		60x175		60x175		60x175	
#5 Die (DxL)	(mm)	60x175		60x175		60x175		60x175	
#6 Die (DxL)	(mm)	60x175		60x175		60x175		60x175	
#1 Punch (DxL)	(mm)	35×87.5(Slide)	50×82(Fix)	35×87.5(Slide)	50×82(Fix)	35×87.5(Slide)	50×82(Fix)	35×87.5(Slide)	50×82(Fix)
#2 Punch (DxL)	(mm)	35×87.5(Slide)	50×82(Fix)	35×87.5(Slide)	50×82(Fix)	35×87.5(Slide)	50×82(Fix)	35×87.5(Slide)	50×82(Fix)
#3 Punch (DxL)	(mm)	35×87.5(Slide)	50×82(Fix)	35×87.5(Slide)	50×82(Fix)	35×87.5(Slide)	50×82(Fix)	35×87.5(Slide)	50×82(Fix)
#4 Punch (DxL)	(mm)	35×87.5(Slide)	50×82(Fix)	35×87.5(Slide)	50×82(Fix)	35×87.5(Slide)	50×82(Fix)	35×87.5(Slide)	50×82(Fix)
#5 Punch (DxL)	(mm)	35×87.5(Slide)	50×82(Fix)	35×87.5(Slide)	50×82(Fix)	35×87.5(Slide)	50×82(Fix)	35×87.5(Slide)	50×82(Fix)
#6 Punch (DxL)	(mm)	35×87.5(Slide)	50×82(Fix)	35×87.5(Slide)	50×82(Fix)	35×87.5(Slide)	50×82(Fix)	35×87.5(Slide)	50×82(Fix)
#1 DKO Stroke	(mm)	15-70		20-95		25-120		35-125	
#2 DKO Stroke	(mm)	10-50		15-75		20-100		35-125	
#3 DKO Stroke	(mm)	10-50		15-75		20-100		35-125	
#4 DKO Stroke	(mm)	10-50		15-75		20-100		35-125	
#5 DKO Stroke	(mm)	10-50		15-75		20-100		35-125	
#6 DKO Stroke	(mm)	10-50		15-75		20-100		35-125	
#1 PKO Stroke	(mm)	25		25		25		25	
#2 PKO Stroke	(mm)	25		25		25		25	
#3 PKO Stroke	(mm)	25		25		25		25	
#4 PKO Stroke	(mm)	25		25		25		25	
#5 PKO Stroke	(mm)	25		25		25		25	
#6 PKO Stroke	(mm)	10		10		10		10	
Max. Speed	(ppm)	80-240		75-220		70-200		60-180	
Main Motor	(kW)	22 / 6P		22 / 6P		22 / 6P		22 / 6P	
Heading Tonnage	(kN)	500		500		500		500	
Tank Capacity	(L)	120		120		120		120	
Dimension（LxWxH）	(mm)	3795x2320x2486		3795x2320x2486		3795x2320x2486		3795x2320x2486	
Weight	(Kg)	14,500		14,500		14,500		14,500	

Note: 1) All Specifications are subject to change without notice.

MST 310 410

SPECIFICATIONS

Oct. 29, 2007 revised

MODEL		MST310		MST310A		MST310F		MST410		MST410A		MST410F	
Feeding Method		Linear Feed		Linear Feed		Linear Feed		Linear Feed		Linear Feed		Linear Feed	
Cutter		Bush		Bush		Bush		Bush		Bush		Bush	
Min. Cutoff Dia.	(mm)	5.5		5.5		5.5		5.5		5.5		5.5	
Max. Cutoff Dia (450N)	(mm)	13.0		13.0		13.0		13.0		13.0		13.0	
Max. Cutoff Dia (700N)	(mm)	12.0		12.0		12.0		12.0		12.0		12.0	
Min. Cutoff L .(Std)	(mm)	12.0		12.0		12.0		12.0		12.0		12.0	
Min. Cutoff L .(Spl)	(mm)	5.5		5.5		5.5		5.5		5.5		5.5	
Max. Cutoff L.	(mm)	80		130		180		80		130		180	
Max. Shank L.	(mm)	50		100		150		50		100		150	
Max. Transfer L.	(mm)	85		135		185		85		135		185	
Cutting Die (DxL)	(mm)	35x40		35x40		35x40		35x40		35x40		35x40	
#1 Die (DxL)	(mm)	80x210		80x210		80x210		80x210		80x210		80x210	
#2 Die (DxL)	(mm)	80x210		80x210		80x210		80x210		80x210		80x210	
#3 Die (DxL)	(mm)	80x210		80x210		80x210		80x210		80x210		80x210	
#4 Die (DxL)	(mm)	-		-		-		80x210		80x210		80x210	
#5 Die (DxL)	(mm)	-		-		-		-		-		-	
#6 Die (DxL)	(mm)	-		-		-		-		-		-	
#1 Punch (DxL)	(mm)	50×95(Slide)	65×95(Fix)	50×95(Slide)	65×95(Fix)	50×95(Slide)	65×95(Fix)	50×95(Slide)	65×95(Fix)	50×95(Slide)	65×95(Fix)	50×95(Slide)	65×95(Fix)
#2 Punch (DxL)	(mm)	50×95(Slide)	65×95(Fix)	50×95(Slide)	65×95(Fix)	50×95(Slide)	65×95(Fix)	50×95(Slide)	65×95(Fix)	50×95(Slide)	65×95(Fix)	50×95(Slide)	65×95(Fix)
#3 Punch (DxL)	(mm)	50×95(Slide)	65×95(Fix)	50×95(Slide)	65×95(Fix)	50×95(Slide)	65×95(Fix)	50×95(Slide)	65×95(Fix)	50×95(Slide)	65×95(Fix)	50×95(Slide)	65×95(Fix)
#4 Punch (DxL)	(mm)	-		-		-		50×95(Slide)	65×95(Fix)	50×95(Slide)	65×95(Fix)	50×95(Slide)	65×95(Fix)
#5 Punch (DxL)	(mm)	-		-		-		-		-		-	
#6 Punch (DxL)	(mm)	-		-		-		-		-		-	
#1 DKO Stroke	(mm)	15-75		25-125		40-150		15-75		25-125		40-150	
#2 DKO Stroke	(mm)	10-50		20-100		40-150		10-50		20-100		40-150	
#3 DKO Stroke	(mm)	10-50		20-100		40-150		10-50		20-100		40-150	
#4 DKO Stroke	(mm)	-		-		-		10-50		20-100		40-150	
#5 DKO Stroke	(mm)	-		-		-		-		-		-	
#6 DKO Stroke	(mm)	-		-		-		-		-		-	
#1 PKO Stroke	(mm)	35		35		35		35		35		35	
#2 PKO Stroke	(mm)	35		35		35		35		35		35	
#3 PKO Stroke	(mm)	15		15		15		35		35		35	
#4 PKO Stroke	(mm)	-		-		-		15		15		15	
#5 PKO Stroke	(mm)	-		-		-		-		-		-	
#6 PKO Stroke	(mm)	-		-		-		-		-		-	
Max. Speed	(ppm)	85-250		75-220		70-200		80-240		70-200		60-170	
Main Motor	(kW)	22 / 6P		22 / 6P		22 / 6P		30 / 6P		30 / 6P		30 / 6P	
Heading Tonnage	(kN)	800		800		800		800		800		800	
Tank Capacity	(L)	120		120		120		120		120		120	
Dimension（LxWxH）	(mm)	4160x2200x2750		4160x2200x2750		4160x2200x2750		4160x2300x2750		4160x2300x2750		4160x2300x2750	
Weight	(Kg)	18,500		18,500		18,500		19,000		19,000		19,000	

Note: 1) All Specifications are subject to change without notice.

MST 510 610

SPECIFICATIONS

Oct. 29, 2007 revised

MODEL		MST510		MST510A		MST510F		MST610		MST610A		MST610F	
Feeding Method		Linear Feed		Linear Feed		Linear Feed		Linear Feed		Linear Feed		Linear Feed	
Cutter		Bush		Bush		Bush		Bush		Bush		Bush	
Min. Cutoff Dia.	(mm)	5.5		5.5		5.5		5.5		5.5		5.5	
Max. Cutoff Dia (450N)	(mm)	13.0		13.0		13.0		13.0		13.0		13.0	
Max. Cutoff Dia (700N)	(mm)	12.0		12.0		12.0		12.0		12.0		12.0	
Min. Cutoff L .(Std)	(mm)	12.0		12.0		12.0		12.0		12.0		12.0	
Min. Cutoff L .(Spl)	(mm)	5.5		5.5		5.5		5.5		5.5		5.5	
Max. Cutoff L.	(mm)	80		130		180		80		130		180	
Max. Shank L.	(mm)	50		100		150		50		100		150	
Max. Transfer L.	(mm)	85		135		185		85		135		185	
Cutting Die (DxL)	(mm)	35x40		35x40		35x40		35x40		35x40		35x40	
#1 Die (DxL)	(mm)	80x210		80x210		80x210		80x210		80x210		80x210	
#2 Die (DxL)	(mm)	80x210		80x210		80x210		80x210		80x210		80x210	
#3 Die (DxL)	(mm)	80x210		80x210		80x210		80x210		80x210		80x210	
#4 Die (DxL)	(mm)	80x210		80x210		80x210		80x210		80x210		80x210	
#5 Die (DxL)	(mm)	80x210		80x210		80x210		80x210		80x210		80x210	
#6 Die (DxL)	(mm)	-		-		-		80x210		80x210		80x210	
#1 Punch (DxL)	(mm)	50×95(Slide)	65×95(Fix)	50×95(Slide)	65×95(Fix)	50×95(Slide)	65×95(Fix)	50×95(Slide)	65×95(Fix)	50×95(Slide)	65×95(Fix)	50×95(Slide)	65×95(Fix)
#2 Punch (DxL)	(mm)	50×95(Slide)	65×95(Fix)	50×95(Slide)	65×95(Fix)	50×95(Slide)	65×95(Fix)	50×95(Slide)	65×95(Fix)	50×95(Slide)	65×95(Fix)	50×95(Slide)	65×95(Fix)
#3 Punch (DxL)	(mm)	50×95(Slide)	65×95(Fix)	50×95(Slide)	65×95(Fix)	50×95(Slide)	65×95(Fix)	50×95(Slide)	65×95(Fix)	50×95(Slide)	65×95(Fix)	50×95(Slide)	65×95(Fix)
#4 Punch (DxL)	(mm)	50×95(Slide)	65×95(Fix)	50×95(Slide)	65×95(Fix)	50×95(Slide)	65×95(Fix)	50×95(Slide)	65×95(Fix)	50×95(Slide)	65×95(Fix)	50×95(Slide)	65×95(Fix)
#5 Punch (DxL)	(mm)	50×95(Slide)	65×95(Fix)	50×95(Slide)	65×95(Fix)	50×95(Slide)	65×95(Fix)	50×95(Slide)	65×95(Fix)	50×95(Slide)	65×95(Fix)	50×95(Slide)	65×95(Fix)
#6 Punch (DxL)	(mm)	-		-		-		50×95(Slide)	65×95(Fix)	50×95(Slide)	65×95(Fix)	50×95(Slide)	65×95(Fix)
#1 DKO Stroke	(mm)	15-75		25-125		40-150		15-75		25-125		40-150	
#2 DKO Stroke	(mm)	10-50		20-100		40-150		10-50		20-100		40-150	
#3 DKO Stroke	(mm)	10-50		20-100		40-150		10-50		20-100		40-150	
#4 DKO Stroke	(mm)	10-50		20-100		40-150		10-50		20-100		40-150	
#5 DKO Stroke	(mm)	10-50		20-100		40-150		10-50		20-100		40-150	
#6 DKO Stroke	(mm)	-		-		-		10-50		20-100		40-150	
#1 PKO Stroke	(mm)	35		35		35		35		35		35	
#2 PKO Stroke	(mm)	35		35		35		35		35		35	
#3 PKO Stroke	(mm)	35		35		35		35		35		35	
#4 PKO Stroke	(mm)	15		15		15		35		35		35	
#5 PKO Stroke	(mm)	15		15		15		15		15		15	
#6 PKO Stroke	(mm)	-		-		-		15		15		15	
Max. Speed	(ppm)	80-230		70-190		60-160		80-220		70-180		60-150	
Main Motor	(kW)	30 / 6P		30 / 6P		30 / 6P		30 / 6P		30 / 6P		30 / 6P	
Heading Tonnage	(kN)	800		800		800		800		800		800	
Tank Capacity	(L)	120		120		120		120		120		120	
Dimension（LxWxH）	(mm)	4160x2400x2750		4160x2400x2750		4160x2400x2750		4160x2500x2750		4160x2500x2750		4160x2500x2750	
Weight	(Kg)	19,500		19,500		19,500		20,000		20,000		20,000	

Note: 1) All Specifications are subject to change without notice.

MST 312 412 SPECIFICAITONS

Oct. 29, 2007 revised

MODEL		MST312		MST312A		MST312F		MST412		MST412A		MST412F	
Feeding Method		Linear Feed		Linear Feed		Linear Feed		Linear Feed		Linear Feed		Linear Feed	
Cutter		Bush		Bush		Bush		Bush		Bush		Bush	
Min. Cutoff Dia.	(mm)	5.5		5.5		5.5		5.5		5.5		5.5	
Max. Cutoff Dia (450N)	(mm)	14.5		14.5		14.5		14.5		14.5		14.5	
Max. Cutoff Dia (700N)	(mm)	13.0		13.0		13.0		13.0		13.0		13.0	
Min. Cutoff L .(Std)	(mm)	13.0		13.0		13.0		13.0		13.0		13.0	
Min. Cutoff L .(Spl)	(mm)	5.5		5.5		5.5		5.5		5.5		5.5	
Max. Cutoff L.	(mm)	80		130		180		80		130		180	
Max. Shank L.	(mm)	50		100		150		50		100		150	
Max. Transfer L.	(mm)	85		135		185		85		135		185	
Cutting Die (DxL)	(mm)	45x90		45x90		45x90		45x90		45x90		45x90	
#1 Die (DxL)	(mm)	90x230		90x230		90x230		90x230		90x230		90x230	
#2 Die (DxL)	(mm)	90x230		90x230		90x230		90x230		90x230		90x230	
#3 Die (DxL)	(mm)	90x230		90x230		90x230		90x230		90x230		90x230	
#4 Die (DxL)	(mm)	-		-		-		90x230		90x230		90x230	
#5 Die (DxL)	(mm)	-		-		-		-		-		-	
#6 Die (DxL)	(mm)	-		-		-		-		-		-	
#1 Punch (DxL)	(mm)	60x120(Slide)	75x120(Fix)	60x120(Slide)	75x120(Fix)	60x120(Slide)	75x120(Fix)	60x120(Slide)	75x120(Fix)	60x120(Slide)	75x120(Fix)	60x120(Slide)	75x120(Fix)
#2 Punch (DxL)	(mm)	60x120(Slide)	75x120(Fix)	60x120(Slide)	75x120(Fix)	60x120(Slide)	75x120(Fix)	60x120(Slide)	75x120(Fix)	60x120(Slide)	75x120(Fix)	60x120(Slide)	75x120(Fix)
#3 Punch (DxL)	(mm)	60x120(Slide)	75x120(Fix)	60x120(Slide)	75x120(Fix)	60x120(Slide)	75x120(Fix)	60x120(Slide)	75x120(Fix)	60x120(Slide)	75x120(Fix)	60x120(Slide)	75x120(Fix)
#4 Punch (DxL)	(mm)	-		-		-		60x120(Slide)	75x120(Fix)	60x120(Slide)	75x120(Fix)	60x120(Slide)	75x120(Fix)
#5 Punch (DxL)	(mm)	-		-		-		-		-		-	
#6 Punch (DxL)	(mm)	-		-		-		-		-		-	
#1 DKO Stroke	(mm)	15-80		25-130		40-150		15-80		25-130		40-150	
#2 DKO Stroke	(mm)	10-50		20-100		40-150		10-50		20-100		40-150	
#3 DKO Stroke	(mm)	10-50		20-100		40-150		10-50		20-100		40-150	
#4 DKO Stroke	(mm)	-		-		-		10-50		20-100		40-150	
#5 DKO Stroke	(mm)	-		-		-		-		-		-	
#6 DKO Stroke	(mm)	-		-		-		-		-		-	
#1 PKO Stroke	(mm)	35		35		35		35		35		35	
#2 PKO Stroke	(mm)	35		35		35		35		35		35	
#3 PKO Stroke	(mm)	15		15		15		35		35		35	
#4 PKO Stroke	(mm)	-		-		-		15		15		15	
#5 PKO Stroke	(mm)	-		-		-		-		-		-	
#6 PKO Stroke	(mm)	-		-		-		-		-		-	
Max. Speed	(ppm)	80-220		70-190		60-170		70-200		60-180		50-150	
Main Motor	(kW)	37 / 6P		37 / 6P		37 / 6P		37 / 6P		37 / 6P		37 / 6P	
Heading Tonnage	(kN)	1,000		1,000		1,000		1,000		1,000		1,000	
Tank Capacity	(L)	120		120		120		120		120		120	
Dimension（LxWxH）	(mm)	5230x2465x2470		5230x2465x2470		5230x2465x2470		5230x2575x2470		5230x2575x2470		5230x2575x2470	
Weight	(Kg)	25,000		25,000		25,000		26,000		26,000		26,000	

Note: 1) All Specifications are subject to change without notice.

MST 512 612 SPECIFICAITONS

Oct. 29, 2007 revised

MODEL		MST512		MST512A		MST512F		MST612		MST612A		MST612F	
Feeding Method		Linear Feed		Linear Feed		Linear Feed		Linear Feed		Linear Feed		Linear Feed	
Cutter		Bush		Bush		Bush		Bush		Bush		Bush	
Min. Cutoff Dia.	(mm)	5.5		5.5		5.5		5.5		5.5		5.5	
Max. Cutoff Dia (450N)	(mm)	14.5		14.5		14.5		14.5		14.5		14.5	
Max. Cutoff Dia (700N)	(mm)	13.0		13.0		13.0		13.0		13.0		13.0	
Min. Cutoff L .(Std)	(mm)	13.0		13.0		13.0		13.0		13.0		13.0	
Min. Cutoff L .(Spl)	(mm)	5.5		5.5		5.5		5.5		5.5		5.5	
Max. Cutoff L.	(mm)	80		130		180		80		130		180	
Max. Shank L.	(mm)	50		100		150		50		100		150	
Max. Transfer L.	(mm)	85		135		185		85		135		185	
Cutting Die (DxL)	(mm)	45x90		45x90		45x90		45x90		45x90		45x90	
#1 Die (DxL)	(mm)	90x230		90x230		90x230		90x230		90x230		90x230	
#2 Die (DxL)	(mm)	90x230		90x230		90x230		90x230		90x230		90x230	
#3 Die (DxL)	(mm)	90x230		90x230		90x230		90x230		90x230		90x230	
#4 Die (DxL)	(mm)	90x230		90x230		90x230		90x230		90x230		90x230	
#5 Die (DxL)	(mm)	90x230		90x230		90x230		90x230		90x230		90x230	
#6 Die (DxL)	(mm)	-		-		-		90x230		90x230		90x230	
#1 Punch (DxL)	(mm)	60x120(Slide)	75x120(Fix)	60x120(Slide)	75x120(Fix)	60x120(Slide)	75x120(Fix)	60x120(Slide)	75x120(Fix)	60x120(Slide)	75x120(Fix)	60x120(Slide)	75x120(Fix)
#2 Punch (DxL)	(mm)	60x120(Slide)	75x120(Fix)	60x120(Slide)	75x120(Fix)	60x120(Slide)	75x120(Fix)	60x120(Slide)	75x120(Fix)	60x120(Slide)	75x120(Fix)	60x120(Slide)	75x120(Fix)
#3 Punch (DxL)	(mm)	60x120(Slide)	75x120(Fix)	60x120(Slide)	75x120(Fix)	60x120(Slide)	75x120(Fix)	60x120(Slide)	75x120(Fix)	60x120(Slide)	75x120(Fix)	60x120(Slide)	75x120(Fix)
#4 Punch (DxL)	(mm)	60x120(Slide)	75x120(Fix)	60x120(Slide)	75x120(Fix)	60x120(Slide)	75x120(Fix)	60x120(Slide)	75x120(Fix)	60x120(Slide)	75x120(Fix)	60x120(Slide)	75x120(Fix)
#5 Punch (DxL)	(mm)	60x120(Slide)	75x120(Fix)	60x120(Slide)	75x120(Fix)	60x120(Slide)	75x120(Fix)	60x120(Slide)	75x120(Fix)	60x120(Slide)	75x120(Fix)	60x120(Slide)	75x120(Fix)
#6 Punch (DxL)	(mm)	-		-		-		60x120(Slide)	75x120(Fix)	60x120(Slide)	75x120(Fix)	60x120(Slide)	75x120(Fix)
#1 DKO Stroke	(mm)	15-80		25-130		40-150		15-80		25-130		40-150	
#2 DKO Stroke	(mm)	10-50		20-100		40-150		10-50		20-100		40-150	
#3 DKO Stroke	(mm)	10-50		20-100		40-150		10-50		20-100		40-150	
#4 DKO Stroke	(mm)	10-50		20-100		40-150		10-50		20-100		40-150	
#5 DKO Stroke	(mm)	10-50		20-100		40-150		10-50		20-100		40-150	
#6 DKO Stroke	(mm)	-		-		-		10-50		20-100		40-150	
#1 PKO Stroke	(mm)	35		35		35		35		35		35	
#2 PKO Stroke	(mm)	35		35		35		35		35		35	
#3 PKO Stroke	(mm)	35		35		35		35		35		35	
#4 PKO Stroke	(mm)	35		35		35		35		35		35	
#5 PKO Stroke	(mm)	15		15		15		35		35		35	
#6 PKO Stroke	(mm)	-		-		-		15		15		15	
Max. Speed	(ppm)	70-180		60-160		50-130		70-170		60-150		50-120	
Main Motor	(kW)	37 / 6P		37 / 6P		37 / 6P		45 / 4P		45 / 4P		45 / 4P	
Heading Tonnage	(kN)	1,000		1,000		1,000		1,000		1,000		1,000	
Tank Capacity	(L)	120		120		120		120		120		120	
Dimension（LxWxH）	(mm)	5230x2685x2470		5230x2685x2470		5230x2685x2470		5230x2795x2470		5230x2795x2470		5230x2795x2470	
Weight	(Kg)	27,000		27,000		27,000		28,000		28,000		28,000	

Note: 1) All Specifications are subject to change without notice.